

Classified
Cooper Lighting Solutions Photometric Lab
1121 Highway 74 South
Peachtree City, GA 30269



Scaled data based on original data using
LM-79-08 Approved Method: Electrical and Photometric Measurements of Solid-State
Lighting Products

Test Report Prepared for
Cooper Lighting Solutions
(formerly Eaton)

Brand: McGRAW-EDISON

Report Number: P626548 (CONVERTED FROM TYPE C PHOTOMETRY)

Luminaire Tested: **GFLD-SA1A-730-U-NR-VSR-XX**

Issue Date: 12/7/2022

Test Information

Test Method: LM-79-08
Report Number: P626548 (CONVERTED FROM TYPE C PHOTOMETRY)
TEST IS SCALED FROM IESNA LM-79-08 TEST DATA (G2-2210-813-12)
Test Lab: COOPER LIGHTING SOLUTIONS
Issue Date: 12/7/2022
Manufacturer: COOPER LIGHTING SOLUTIONS (FORMERLY EATON)
Product Line: MCGRAW-EDISON
Catalog Number: GFLD-SA1A-730-U-NR-VSR-XX
Description: GALLEON FLOOD, ONE LIGHT SQAURE, NARROW SYMMETRICAL ROUND N3 WITH VISOR
Light Source: (16) 3000K CCT, 70 CRI LEDS
Ballast/Driver: -

Summary

Lumens per Lamp: N/A
Luminaire Lumens: 2573.4 lumens
Efficiency: N/A
Efficacy: 142.2 lumens/watt
Luminous Opening: Rectangular (W 0.5' x L: 0.5' x H: 0')

NEMA Type: 3H x 3V
Max Intensity: 26085.4 candela
Max Intensity Angle: 0°H x 0°V

Beam Angle (50%): 13.6°H x 13.6°V
Beam Lumens: 821.5 lumens
Beam Efficiency: 31.9%

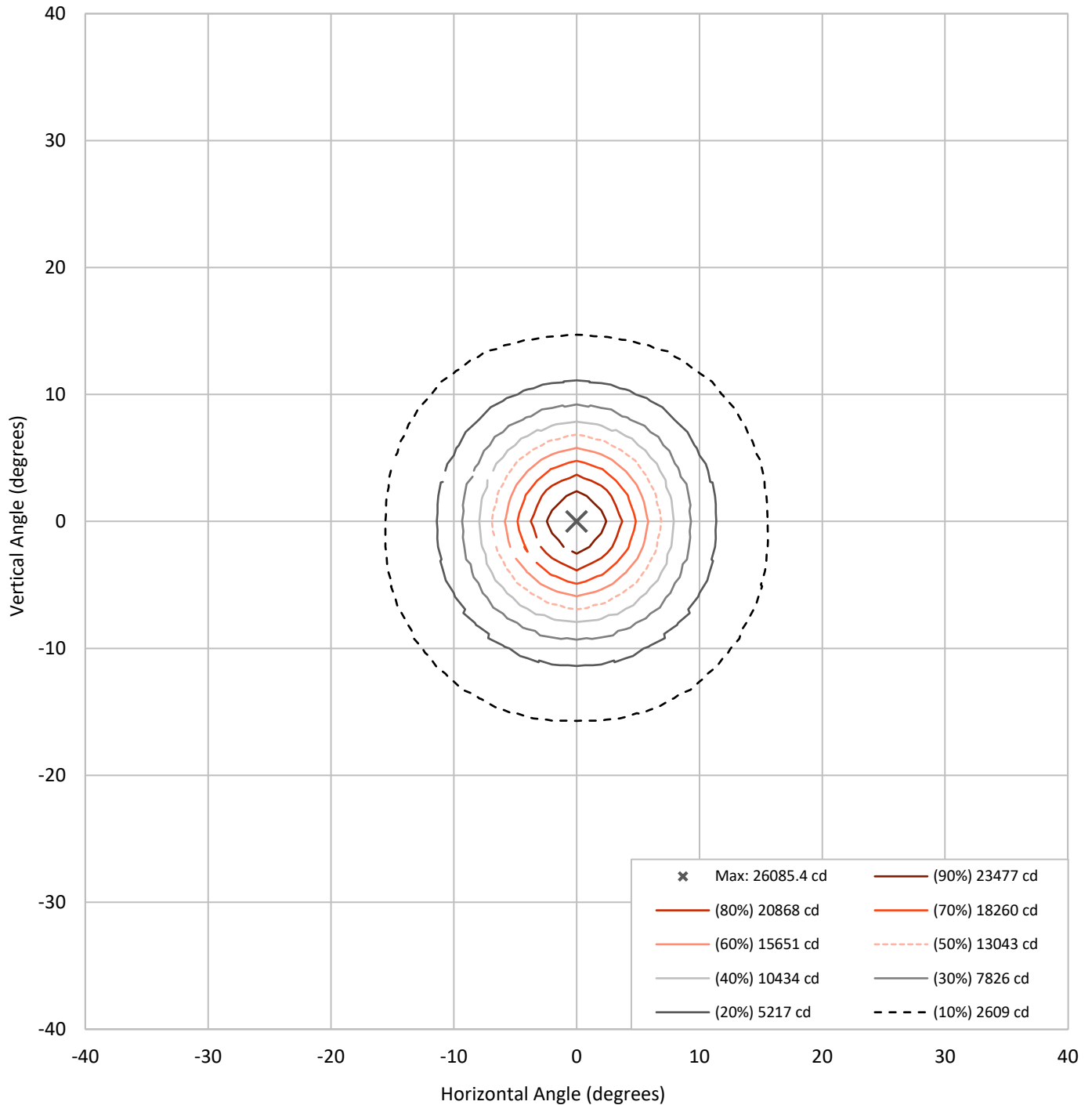
Field Angle (10%): 30.9°H x 30.2°V
Field Lumens: 1829.8 lumens
Field Efficiency: 71.1%

Input Watts (W): 18.1
Input Voltage (V): 120
Input Current (Ain): NR
Voltage Rise (V): NR
Power Factor: NR
Total Harmonic Distortion (THDi): NR
Frequency (hertz): 60
Stabilization Time: NR
Operation Time: NR
Ambient Temperature (°C): NR
Test Distance: 25 FT



REPORT NUMBER: P626548 (CONVERTED FROM TYPE C PHOTOMETRY)
CATALOG NUMBER: GFLD-SA1A-730-U-NR-VSR-XX

Iso-Candela Plot





REPORT NUMBER: P626548 (CONVERTED FROM TYPE C PHOTOMETRY)

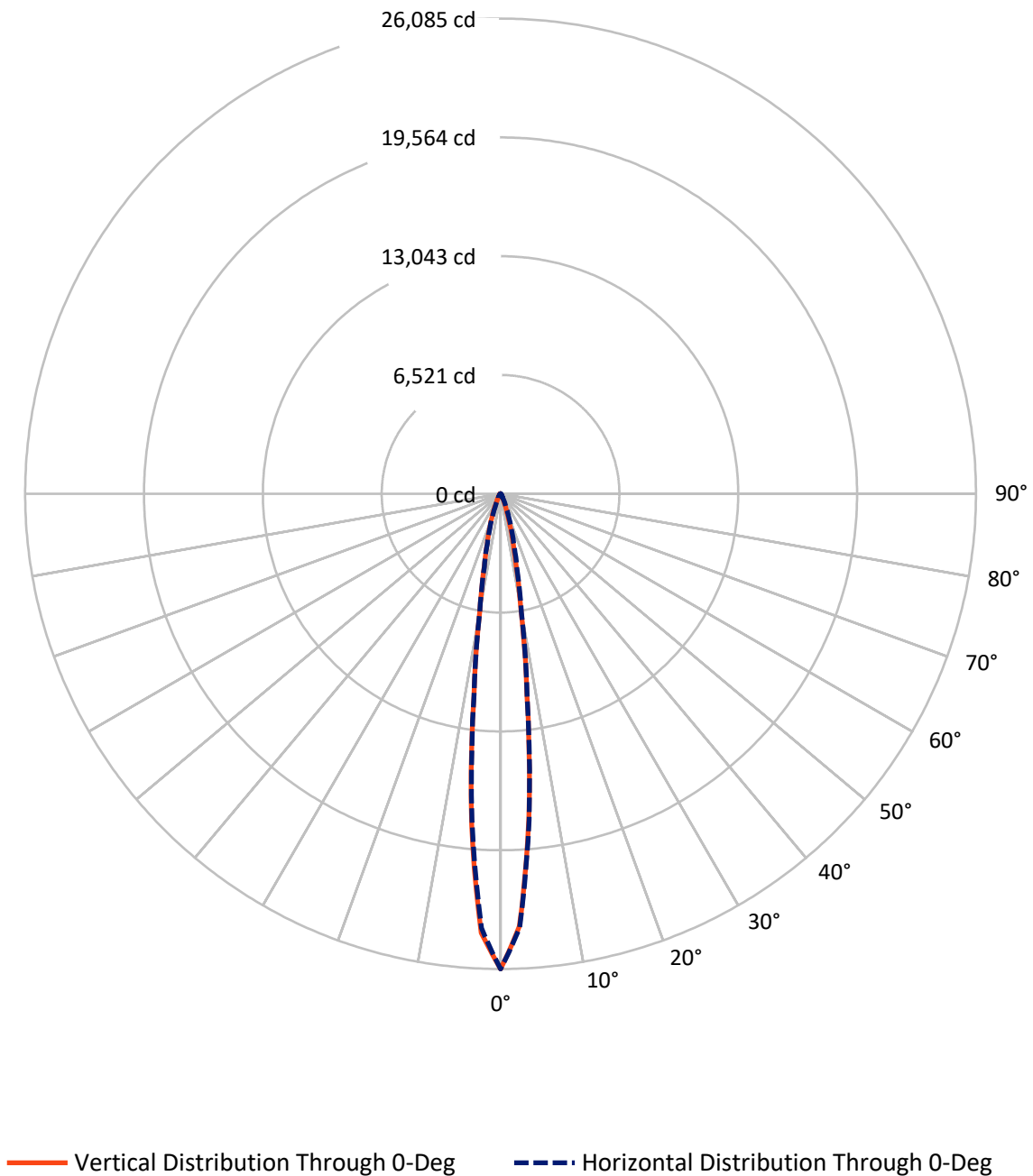
CATALOG NUMBER: GFLD-SA1A-730-U-NR-VSR-XX

Lumen Table

90	0.0	0.0	0.0	0.0	0.0	0.0	0.0	0.0	0.0	0.0	0.0	0.0	0.0	0.0	0.0	0.0	0.0
80	0.0	0.0	0.0	0.0	0.0	0.0	0.0	0.0	0.0	0.0	0.0	0.0	0.0	0.0	0.0	0.0	0.0
70	0.0	0.0	0.0	0.0	0.0	0.0	0.0	0.0	0.0	0.0	0.0	0.0	0.0	0.0	0.0	0.0	0.0
60		0.0	0.0	0.1	0.1	0.2	0.3	0.4	0.4	0.3	0.2	0.1	0.1	0.0	0.0		
50	0.0	0.0	0.1	0.2	0.4	0.6	0.9	1.0	1.0	0.9	0.6	0.4	0.2	0.1	0.0	0.0	
40		0.0	0.2	0.4	0.8	1.2	2.1	2.7	2.7	2.1	1.2	0.8	0.4	0.2	0.0		
30	0.0	0.1	0.3	0.7	1.2	2.6	7.0	11.6	11.6	7.0	2.6	1.2	0.7	0.3	0.1	0.0	
20		0.1	0.4	0.9	2.0	7.8	33.0	72.5	72.5	33.0	7.8	2.0	0.9	0.4	0.1		
10	0.0	0.1	0.5	1.1	2.7	14.7	79.0	354.5	354.5	79.0	14.7	2.7	1.1	0.5	0.1	0.0	
0		0.2	0.5	1.1	2.9	15.7	81.8	360.5	360.5	81.8	15.7	2.9	1.1	0.5	0.2		
-10	0.0	0.2	0.5	1.1	2.5	10.0	39.7	85.0	85.0	39.7	10.0	2.5	1.1	0.5	0.2	0.0	
-20		0.2	0.5	1.0	2.0	4.7	12.2	20.4	20.4	12.2	4.7	2.0	1.0	0.5	0.2		
-30	0.0	0.1	0.5	0.9	1.5	2.6	4.2	5.3	5.3	4.2	2.6	1.5	0.9	0.5	0.1	0.0	
-40		0.1	0.4	0.8	1.2	1.8	2.4	2.7	2.7	2.4	1.8	1.2	0.8	0.4	0.1		
-50	0.0	0.1	0.3	0.6	1.0	1.4	1.7	1.9	1.9	1.7	1.4	1.0	0.6	0.3	0.1	0.0	
-60		0.1	0.2	0.4	0.7	1.0	1.2	1.3	1.3	1.2	1.0	0.7	0.4	0.2	0.1		
-70	0.0	0.1	0.3	0.6	1.0	1.4	1.7	1.9	1.9	1.7	1.4	1.0	0.6	0.3	0.1	0.0	
-80		0.1	0.2	0.4	0.7	1.0	1.2	1.3	1.3	1.2	1.0	0.7	0.4	0.2	0.1		
-90	0.0	0.2	0.6	1.4	1.8	1.4	0.6	0.2	0.0								

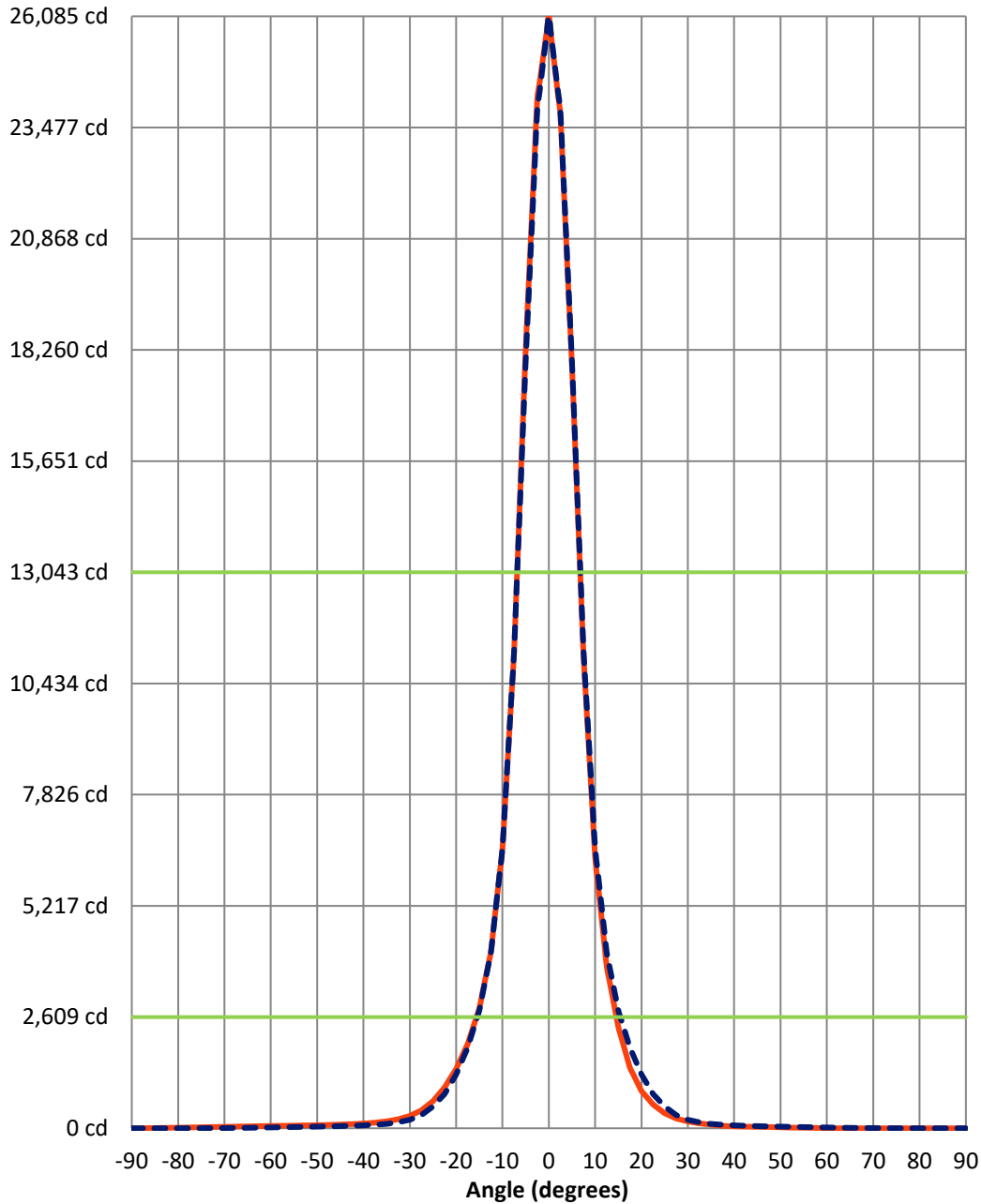
REPORT NUMBER: P626548 (CONVERTED FROM TYPE C PHOTOMETRY)
CATALOG NUMBER: GFLD-SA1A-730-U-NR-VSR-XX

Luminous Intensity Polar Plot



REPORT NUMBER: P626548 (CONVERTED FROM TYPE C PHOTOMETRY)
 CATALOG NUMBER: GFLD-SA1A-730-U-NR-VSR-XX

Luminous Intensity Plot



Beam:
 H Angle: 13.6°
 V Angle: 13.6°
 Lumens: 821.5
 Efficiency: 31.9%

Field:
 H Angle: 30.9°
 V Angle: 30.2°
 Lumens: 1829.8
 Efficiency: 71.1%

Spill:
 Lumens: 743.6
 Efficiency: 28.9%

- Vertical Distribution through 0-Deg
- - - Horizontal Distribution through 0-Deg

Classified

Cooper Lighting Solutions Photometric Lab
1121 Highway 74 South
Peachtree City, GA 30269

Scaled Data Report



REPORT NUMBER: P626548 (CONVERTED FROM TYPE C PHOTOMETRY)

CATALOG NUMBER: GFLD-SA1A-730-U-NR-VSR-XX

FIELD
BEAM

CANDELA DISTRIBUTION:

	-90°	-87.5°	-85°	-82.5°	-80°	-77.5°	-75°	-72.5°	-70°	-67.5°	-65°
90°	0.0	0.0	0.0	0.0	0.0	0.0	0.0	0.0	0.0	0.0	0.0
87.5°	0.0	0.0	0.0	0.0	0.0	0.0	0.0	0.0	0.0	0.0	0.0
85°	0.0	0.0	0.0	0.0	0.0	0.0	0.0	0.0	0.0	0.0	0.0
82.5°	0.0	0.0	0.0	0.0	0.0	0.0	0.0	0.0	0.0	0.0	0.0
80°	0.0	0.1	0.0	0.0	0.0	0.0	0.0	0.0	0.0	0.0	0.0
77.5°	0.0	0.1	0.0	0.0	0.0	0.0	0.0	0.0	0.0	0.0	0.0
75°	0.0	0.1	0.0	0.0	0.0	0.0	0.0	0.0	0.0	0.1	0.0
72.5°	0.0	0.1	0.0	0.0	0.1	0.1	0.0	0.0	0.1	0.1	0.1
70°	0.0	0.1	0.0	0.0	0.1	0.1	0.1	0.2	0.3	0.2	0.1
67.5°	0.0	0.1	0.0	0.1	0.2	0.2	0.2	0.3	0.4	0.2	0.1
65°	0.0	0.1	0.0	0.1	0.2	0.3	0.3	0.5	0.4	0.3	0.2
62.5°	0.0	0.2	0.1	0.2	0.3	0.3	0.5	0.6	0.4	0.3	0.4
60°	0.0	0.2	0.1	0.3	0.4	0.4	0.6	0.6	0.5	0.4	0.5
57.5°	0.0	0.2	0.1	0.3	0.4	0.5	0.6	0.6	0.5	0.5	0.6
55°	0.0	0.2	0.2	0.4	0.5	0.6	0.6	0.6	0.6	0.6	0.6
52.5°	0.0	0.2	0.2	0.4	0.5	0.6	0.6	0.6	0.6	0.6	0.6
50°	0.0	0.2	0.3	0.5	0.5	0.6	0.6	0.6	0.6	0.6	0.7
47.5°	0.0	0.3	0.3	0.6	0.6	0.6	0.6	0.6	0.6	0.6	0.8
45°	0.0	0.3	0.4	0.6	0.6	0.6	0.6	0.6	0.6	0.7	0.9
42.5°	0.0	0.3	0.4	0.6	0.6	0.6	0.6	0.6	0.6	0.9	1.2
40°	0.0	0.3	0.4	0.6	0.6	0.6	0.6	0.7	0.7	1.0	1.6
37.5°	0.0	0.3	0.4	0.6	0.6	0.6	0.6	0.7	0.9	1.3	1.9
35°	0.0	0.4	0.5	0.6	0.6	0.6	0.6	0.8	1.1	1.6	2.4
32.5°	0.0	0.4	0.5	0.6	0.6	0.6	0.6	0.8	1.3	2.0	3.0
30°	0.0	0.4	0.5	0.6	0.6	0.6	0.7	0.9	1.5	2.3	3.6
27.5°	0.0	0.4	0.5	0.6	0.6	0.6	0.7	1.1	1.8	2.6	4.3
25°	0.0	0.4	0.6	0.6	0.6	0.6	0.8	1.3	2.0	3.1	5.0
22.5°	0.0	0.4	0.6	0.6	0.6	0.6	0.8	1.5	2.3	3.6	5.8
20°	0.0	0.5	0.6	0.6	0.6	0.6	0.9	1.6	2.5	4.2	6.6
17.5°	0.0	0.5	0.6	0.6	0.6	0.7	1.0	1.8	2.7	4.7	7.3
15°	0.0	0.5	0.6	0.6	0.6	0.7	1.1	2.0	2.9	5.3	7.9
12.5°	0.0	0.5	0.6	0.6	0.6	0.8	1.2	2.1	3.2	5.8	8.5
10°	0.0	0.5	0.6	0.6	0.6	0.9	1.3	2.3	3.6	6.3	9.0
7.5°	0.0	0.6	0.6	0.6	0.6	0.9	1.4	2.4	4.0	6.8	9.5
5°	0.0	0.6	0.6	0.6	0.6	1.0	1.5	2.6	4.3	7.1	9.9
2.5°	0.0	0.6	0.6	0.6	0.6	1.0	1.6	2.7	4.7	7.4	10.2
0°	0.0	0.6	0.6	0.6	0.6	1.1	1.7	2.8	5.0	7.7	10.5
-2.5°	0.0	0.6	0.6	0.6	0.6	1.2	1.8	3.0	5.3	7.9	10.8
-5°	0.0	0.6	0.6	0.6	0.7	1.2	2.0	3.1	5.5	8.1	11.1
-7.5°	0.0	0.6	0.6	0.6	0.7	1.3	2.1	3.3	5.7	8.2	11.3
-10°	0.0	0.6	0.6	0.6	0.8	1.3	2.2	3.4	5.8	8.3	11.5
-12.5°	0.0	0.6	0.6	0.6	0.8	1.4	2.3	3.5	5.9	8.4	11.7
-15°	0.0	0.6	0.6	0.6	0.8	1.4	2.4	3.6	5.9	8.5	11.9
-17.5°	0.0	0.6	0.6	0.6	0.8	1.4	2.4	3.6	5.9	8.6	12.0
-20°	0.0	0.6	0.6	0.6	0.9	1.4	2.4	3.7	5.8	8.6	12.0

Classified

Cooper Lighting Solutions Photometric Lab
1121 Highway 74 South
Peachtree City, GA 30269

Scaled Data Report



REPORT NUMBER: P626548 (CONVERTED FROM TYPE C PHOTOMETRY)

CATALOG NUMBER: GFLD-SA1A-730-U-NR-VSR-XX

CANDELA DISTRIBUTION (continued):

	-90°	-87.5°	-85°	-82.5°	-80°	-77.5°	-75°	-72.5°	-70°	-67.5°	-65°
-22.5°	0.0	0.6	0.6	0.6	0.9	1.5	2.5	3.8	5.7	8.5	11.8
-25°	0.0	0.5	0.6	0.6	0.9	1.5	2.5	3.8	5.5	8.3	11.6
-27.5°	0.0	0.5	0.6	0.6	0.9	1.5	2.5	3.8	5.3	8.1	11.4
-30°	0.0	0.5	0.6	0.6	0.8	1.5	2.5	3.7	5.2	7.8	11.0
-32.5°	0.0	0.5	0.6	0.6	0.8	1.5	2.5	3.7	5.1	7.4	10.5
-35°	0.0	0.5	0.6	0.6	0.8	1.5	2.4	3.6	5.0	7.0	9.8
-37.5°	0.0	0.5	0.6	0.6	0.8	1.5	2.4	3.6	4.9	6.6	9.4
-40°	0.0	0.5	0.6	0.6	0.8	1.5	2.4	3.5	4.7	6.3	9.0
-42.5°	0.0	0.4	0.6	0.6	0.8	1.5	2.3	3.4	4.6	6.2	8.6
-45°	0.0	0.4	0.6	0.6	0.8	1.4	2.3	3.3	4.4	6.0	8.1
-47.5°	0.0	0.4	0.6	0.6	0.8	1.3	2.2	3.2	4.3	5.7	7.8
-50°	0.0	0.4	0.6	0.6	0.8	1.3	2.1	3.0	4.1	5.5	7.4
-52.5°	0.0	0.4	0.6	0.6	0.8	1.2	1.9	2.9	3.9	5.2	6.9
-55°	0.0	0.3	0.6	0.6	0.8	1.1	1.8	2.7	3.7	4.8	6.4
-57.5°	0.0	0.3	0.6	0.6	0.8	1.1	1.6	2.5	3.4	4.5	5.9
-60°	0.0	0.3	0.6	0.6	0.8	1.1	1.5	2.2	3.1	4.1	5.3
-62.5°	0.0	0.3	0.6	0.6	0.8	1.0	1.4	2.0	2.8	3.7	4.8
-65°	0.0	0.3	0.5	0.6	0.7	1.0	1.3	1.8	2.5	3.3	4.2
-67.5°	0.0	0.2	0.5	0.6	0.7	0.9	1.2	1.6	2.1	2.9	3.7
-70°	0.0	0.2	0.4	0.6	0.7	0.8	1.1	1.4	1.9	2.4	3.2
-72.5°	0.0	0.2	0.4	0.5	0.6	0.8	1.0	1.3	1.6	2.1	2.6
-75°	0.0	0.2	0.3	0.5	0.6	0.7	0.9	1.1	1.4	1.8	2.2
-77.5°	0.0	0.1	0.3	0.4	0.5	0.6	0.7	1.0	1.2	1.5	1.8
-80°	0.0	0.1	0.2	0.3	0.4	0.5	0.6	0.8	1.0	1.3	1.5
-82.5°	0.0	0.1	0.2	0.2	0.3	0.4	0.5	0.6	0.9	1.0	1.2
-85°	0.0	0.1	0.1	0.2	0.2	0.3	0.3	0.4	0.6	0.7	0.9
-87.5°	0.0	0.0	0.1	0.1	0.1	0.1	0.2	0.2	0.3	0.4	0.5
-90°	0.0	0.0	0.0	0.0	0.0	0.0	0.0	0.0	0.0	0.0	0.0



REPORT NUMBER: P626548 (CONVERTED FROM TYPE C PHOTOMETRY)
 CATALOG NUMBER: GFLD-SA1A-730-U-NR-VSR-XX

CANDELA DISTRIBUTION (continued):

	-62.5°	-60°	-57.5°	-55°	-52.5°	-50°	-47.5°	-45°	-42.5°	-40°	-37.5°
90°	0.0	0.0	0.0	0.0	0.0	0.0	0.0	0.0	0.0	0.0	0.0
87.5°	0.0	0.0	0.0	0.0	0.0	0.0	0.0	0.0	0.0	0.0	0.0
85°	0.0	0.0	0.0	0.0	0.0	0.0	0.0	0.0	0.0	0.0	0.0
82.5°	0.0	0.0	0.0	0.0	0.0	0.0	0.0	0.0	0.0	0.0	0.0
80°	0.0	0.0	0.0	0.0	0.0	0.0	0.0	0.0	0.0	0.0	0.0
77.5°	0.0	0.0	0.0	0.0	0.0	0.0	0.0	0.0	0.0	0.0	0.0
75°	0.0	0.0	0.0	0.0	0.0	0.0	0.0	0.0	0.0	0.0	0.0
72.5°	0.0	0.0	0.0	0.0	0.0	0.0	0.0	0.0	0.0	0.0	0.0
70°	0.0	0.0	0.1	0.1	0.0	0.0	0.0	0.0	0.0	0.0	0.0
67.5°	0.0	0.2	0.2	0.1	0.0	0.0	0.0	0.0	0.0	0.0	0.0
65°	0.3	0.4	0.3	0.2	0.0	0.1	0.2	0.2	0.0	0.0	0.0
62.5°	0.6	0.5	0.3	0.2	0.3	0.5	0.4	0.2	0.1	0.3	0.4
60°	0.6	0.5	0.4	0.5	0.6	0.5	0.4	0.6	0.8	1.0	1.2
57.5°	0.6	0.6	0.5	0.6	0.7	0.7	1.0	1.3	1.9	2.3	2.6
55°	0.6	0.6	0.7	0.8	1.0	1.4	1.8	2.6	3.2	4.1	4.8
52.5°	0.7	0.7	0.9	1.2	1.7	2.3	3.2	4.2	5.4	6.2	7.2
50°	0.7	0.9	1.2	1.9	2.7	3.6	5.0	6.5	7.5	8.5	9.8
47.5°	1.0	1.3	2.0	2.8	3.9	5.4	7.3	8.4	9.3	10.9	12.6
45°	1.3	1.9	2.8	3.9	5.4	7.5	9.0	9.9	11.6	13.5	15.4
42.5°	1.7	2.6	3.8	5.0	7.3	9.3	10.7	12.1	13.9	16.0	18.0
40°	2.3	3.3	4.9	6.8	9.1	11.1	12.9	14.5	16.2	18.9	21.1
37.5°	2.9	4.4	6.2	8.5	10.9	13.1	15.1	17.1	19.5	22.7	24.6
35°	3.5	5.5	7.7	10.1	12.8	15.2	17.6	19.9	23.1	26.1	28.4
32.5°	4.4	6.6	9.1	11.8	14.5	17.3	20.1	22.9	26.0	29.0	32.1
30°	5.4	7.8	10.4	13.3	16.0	19.2	22.5	25.5	28.6	31.8	35.3
27.5°	6.5	9.0	11.8	14.7	17.5	21.2	24.7	27.9	31.0	34.5	38.5
25°	7.4	10.1	13.0	15.9	19.2	23.2	27.0	30.7	33.3	37.3	42.0
22.5°	8.4	11.2	14.4	17.0	20.9	25.2	29.6	33.6	36.8	40.3	45.6
20°	9.3	12.4	15.6	18.6	22.5	27.2	32.5	36.5	40.5	45.0	50.4
17.5°	10.2	13.5	16.8	20.4	24.6	29.3	35.3	39.5	44.3	49.6	56.4
15°	11.0	14.4	18.1	22.0	26.4	31.5	37.3	42.5	48.2	54.4	62.4
12.5°	11.8	15.3	19.3	23.6	28.0	33.4	39.0	44.5	51.0	59.1	69.2
10°	12.6	16.1	20.5	25.0	29.4	34.9	40.4	46.1	53.0	62.0	73.6
7.5°	13.1	17.0	21.6	26.3	30.6	36.2	41.7	47.5	54.7	64.3	76.5
5°	13.7	17.8	22.6	27.1	31.6	37.3	42.8	48.6	56.1	66.2	78.6
2.5°	14.1	18.6	23.5	27.7	32.4	38.4	43.6	49.8	57.4	67.6	80.5
0°	14.4	19.3	24.3	28.2	33.1	39.2	44.2	50.8	58.5	68.5	82.3
-2.5°	15.1	19.9	24.8	28.7	33.9	39.4	44.6	50.9	58.9	69.2	82.6
-5°	15.6	20.3	25.1	29.1	34.4	39.4	44.8	50.8	59.0	69.6	83.2
-7.5°	16.0	20.7	25.4	29.4	34.7	39.5	45.0	51.2	59.5	70.0	84.0
-10°	16.3	21.0	25.5	29.8	34.8	39.7	45.1	51.3	59.4	69.7	83.6
-12.5°	16.4	21.1	25.6	30.0	34.8	39.7	45.0	51.1	58.9	68.9	81.9
-15°	16.5	21.2	25.6	30.0	34.7	39.4	44.6	50.5	57.8	67.4	79.2
-17.5°	16.4	21.2	25.5	29.8	34.6	38.9	44.0	49.7	56.6	65.7	77.0
-20°	16.3	21.0	25.3	29.4	34.4	38.5	43.5	48.9	55.5	63.7	73.8

Classified

Cooper Lighting Solutions Photometric Lab
1121 Highway 74 South
Peachtree City, GA 30269

Scaled Data Report



REPORT NUMBER: P626548 (CONVERTED FROM TYPE C PHOTOMETRY)

CATALOG NUMBER: GFLD-SA1A-730-U-NR-VSR-XX

CANDELA DISTRIBUTION (continued):

	-62.5°	-60°	-57.5°	-55°	-52.5°	-50°	-47.5°	-45°	-42.5°	-40°	-37.5°
-22.5°	16.1	20.8	25.0	29.0	33.8	38.2	42.8	48.0	53.8	61.2	70.2
-25°	15.8	20.5	24.7	28.7	33.1	37.6	41.9	46.8	52.2	59.3	67.4
-27.5°	15.5	20.0	24.2	28.3	32.4	36.7	41.0	45.6	51.0	57.2	64.5
-30°	15.0	19.3	23.5	27.7	31.7	35.8	39.9	44.4	49.4	55.3	62.0
-32.5°	14.3	18.6	22.7	26.8	31.0	34.9	38.7	43.0	47.7	52.9	59.3
-35°	13.7	17.8	21.8	25.7	30.1	33.9	37.6	41.5	45.9	50.7	55.9
-37.5°	13.1	16.9	20.8	24.6	28.7	32.6	36.2	40.0	44.0	48.4	53.1
-40°	12.4	16.0	19.8	23.4	27.1	31.1	34.7	38.3	42.0	46.5	50.6
-42.5°	11.7	15.2	18.7	22.3	25.8	29.4	32.9	36.4	40.3	44.5	48.7
-45°	11.1	14.3	17.6	21.1	24.6	27.8	31.2	34.3	38.4	42.6	46.6
-47.5°	10.4	13.5	16.7	19.8	23.2	26.5	29.5	32.8	36.1	40.1	44.3
-50°	9.7	12.6	15.6	18.5	21.8	25.0	28.1	31.1	34.3	37.6	41.2
-52.5°	9.1	11.7	14.4	17.1	20.2	23.4	26.5	29.5	32.4	35.5	38.6
-55°	8.4	10.8	13.2	15.7	18.4	21.4	24.5	27.5	30.5	33.3	36.4
-57.5°	7.7	9.7	12.0	14.4	16.8	19.3	22.2	25.2	28.0	30.9	34.0
-60°	6.8	8.7	10.6	12.9	15.2	17.5	19.9	22.6	25.4	28.1	31.0
-62.5°	5.9	7.5	9.3	11.2	13.4	15.7	17.9	20.2	22.6	25.0	27.5
-65°	5.3	6.5	8.0	9.7	11.4	13.5	15.5	17.7	19.8	21.9	23.8
-67.5°	4.6	5.7	6.8	8.1	9.7	11.4	13.0	15.0	16.9	18.7	20.5
-70°	4.0	4.9	5.9	6.9	8.1	9.4	11.0	12.5	14.1	15.6	17.3
-72.5°	3.3	4.1	4.9	5.8	6.8	7.9	9.1	10.4	11.7	13.0	14.3
-75°	2.7	3.2	3.9	4.7	5.5	6.4	7.2	8.2	9.4	10.5	11.6
-77.5°	2.2	2.7	3.2	3.7	4.3	5.0	5.8	6.5	7.3	8.2	9.1
-80°	1.8	2.2	2.6	3.1	3.5	3.9	4.5	5.0	5.6	6.2	6.8
-82.5°	1.5	1.8	2.1	2.5	2.7	2.9	3.2	3.5	3.9	4.3	4.7
-85°	1.1	1.4	1.6	1.9	2.0	2.1	2.2	2.4	2.6	2.8	3.1
-87.5°	0.6	0.7	0.8	1.0	1.0	1.1	1.1	1.2	1.3	1.5	1.6
-90°	0.0	0.0	0.0	0.0	0.0	0.0	0.0	0.0	0.0	0.0	0.0



REPORT NUMBER: P626548 (CONVERTED FROM TYPE C PHOTOMETRY)
 CATALOG NUMBER: GFLD-SA1A-730-U-NR-VSR-XX

CANDELA DISTRIBUTION (continued):

	-35°	-32.5°	-30°	-27.5°	-25°	-22.5°	-20°	-17.5°	-15°	-12.5°	-10°
90°	0.0	0.0	0.0	0.0	0.0	0.0	0.0	0.0	0.0	0.0	0.0
87.5°	0.0	0.0	0.0	0.0	0.0	0.0	0.0	0.0	0.0	0.0	0.0
85°	0.0	0.0	0.0	0.0	0.0	0.0	0.0	0.0	0.0	0.0	0.0
82.5°	0.0	0.0	0.0	0.0	0.0	0.0	0.0	0.0	0.0	0.0	0.0
80°	0.0	0.0	0.0	0.0	0.0	0.0	0.0	0.0	0.0	0.0	0.0
77.5°	0.0	0.0	0.0	0.0	0.0	0.0	0.0	0.0	0.0	0.0	0.0
75°	0.0	0.0	0.0	0.0	0.0	0.0	0.0	0.0	0.0	0.0	0.0
72.5°	0.0	0.0	0.0	0.0	0.0	0.0	0.0	0.0	0.0	0.0	0.0
70°	0.0	0.0	0.0	0.0	0.0	0.0	0.0	0.0	0.0	0.0	0.0
67.5°	0.0	0.0	0.0	0.0	0.0	0.0	0.0	0.0	0.0	0.0	0.0
65°	0.0	0.0	0.0	0.0	0.0	0.1	0.1	0.1	0.1	0.0	0.0
62.5°	0.3	0.3	0.4	0.6	0.7	0.7	0.6	0.5	0.5	0.4	0.5
60°	1.3	1.3	1.8	2.1	1.9	1.3	2.1	2.5	2.4	2.1	2.1
57.5°	3.2	3.9	4.4	4.7	5.4	6.6	6.8	6.4	6.3	6.4	7.4
55°	5.6	6.2	6.4	7.5	8.4	9.0	9.4	9.8	10.3	11.0	11.7
52.5°	7.9	8.7	9.3	10.2	11.3	11.6	11.5	12.9	14.0	14.6	14.9
50°	10.9	11.9	13.3	14.7	15.3	15.9	16.5	17.6	19.2	21.3	22.5
47.5°	14.1	15.7	17.1	18.7	19.5	20.1	21.1	23.0	25.4	27.6	28.7
45°	17.0	18.3	20.0	21.4	22.3	23.6	25.0	26.7	29.3	31.6	33.2
42.5°	19.3	20.8	22.5	24.2	25.2	26.9	28.9	31.3	34.0	36.4	38.2
40°	22.5	23.8	26.5	28.1	28.6	30.1	34.2	37.5	40.5	43.5	44.9
37.5°	26.5	28.9	31.8	33.2	34.6	37.3	42.9	48.2	52.1	56.1	58.2
35°	30.9	34.2	38.0	39.7	42.8	48.7	55.2	62.6	71.7	75.6	79.1
32.5°	35.2	38.9	42.4	46.2	51.6	58.7	66.0	77.9	89.1	97.8	104.1
30°	39.0	42.9	47.3	52.2	59.8	69.5	81.8	97.2	113.0	126.7	138.3
27.5°	42.8	47.3	52.5	59.8	70.4	83.7	103.2	125.2	151.5	170.9	194.0
25°	47.0	52.1	58.7	69.4	83.7	103.5	134.7	170.5	213.6	248.5	285.1
22.5°	51.9	59.4	67.9	79.8	104.7	137.3	179.9	241.2	307.5	368.7	427.7
20°	57.8	68.1	81.8	103.6	135.6	183.8	257.9	355.6	453.1	556.9	656.8
17.5°	66.3	81.2	102.3	133.4	175.6	270.9	391.0	542.3	736.5	912.6	1066.3
15°	74.3	92.0	125.3	171.9	245.5	371.8	554.2	803.8	1106.6	1382.5	1674.0
12.5°	82.6	103.6	141.8	201.1	303.4	467.8	724.2	1066.2	1445.3	1861.2	2335.0
10°	89.2	114.7	160.5	235.7	361.8	566.5	871.8	1286.6	1790.4	2405.9	3163.2
7.5°	93.7	123.5	175.9	261.0	415.5	667.4	1035.0	1533.5	2163.4	2978.8	4038.4
5°	97.1	130.3	187.5	284.1	460.9	744.4	1155.8	1749.7	2494.8	3587.3	5383.1
2.5°	99.9	135.5	194.7	299.9	489.4	798.0	1236.9	1872.0	2692.1	4037.2	6367.0
0°	102.1	140.2	199.3	309.8	511.3	803.4	1262.2	1894.4	2762.9	4118.4	6578.8
-2.5°	103.1	142.7	200.9	311.9	509.1	812.5	1269.9	1912.3	2760.3	4073.9	6342.3
-5°	104.7	142.7	199.7	309.7	497.7	788.8	1219.5	1812.2	2593.7	3723.5	5582.0
-7.5°	105.8	140.4	193.9	295.7	467.8	737.3	1130.9	1646.5	2290.6	3148.5	4299.5
-10°	104.7	136.1	184.3	272.1	421.4	654.8	996.1	1427.6	1963.0	2598.7	3380.7
-12.5°	100.8	128.0	168.6	239.2	361.2	562.3	860.5	1227.9	1624.2	2070.7	2611.1
-15°	95.8	119.3	154.4	216.6	316.6	470.6	688.4	986.4	1304.3	1643.3	2004.8
-17.5°	91.9	111.7	140.7	185.7	259.3	381.8	552.9	764.6	998.2	1256.3	1470.5
-20°	86.6	102.3	126.7	163.4	219.6	300.7	425.4	579.1	733.3	914.7	1062.7

Classified

Cooper Lighting Solutions Photometric Lab
1121 Highway 74 South
Peachtree City, GA 30269

Scaled Data Report



REPORT NUMBER: P626548 (CONVERTED FROM TYPE C PHOTOMETRY)

CATALOG NUMBER: GFLD-SA1A-730-U-NR-VSR-XX

CANDELA DISTRIBUTION (continued):

	-35°	-32.5°	-30°	-27.5°	-25°	-22.5°	-20°	-17.5°	-15°	-12.5°	-10°
-22.5°	81.4	95.0	113.6	140.4	182.2	243.5	320.6	423.2	535.9	640.1	742.7
-25°	76.5	87.0	102.0	124.1	152.4	194.2	249.0	308.0	382.3	445.7	516.0
-27.5°	72.5	81.5	92.6	108.8	130.8	157.7	196.9	236.4	275.5	307.5	356.0
-30°	68.7	76.0	85.3	96.8	113.3	134.0	159.5	185.1	207.7	228.3	253.4
-32.5°	65.0	70.9	78.0	87.6	99.4	115.0	130.7	149.0	164.7	179.2	192.5
-35°	61.2	66.5	71.9	80.0	89.5	100.5	111.9	124.3	135.1	144.9	153.5
-37.5°	57.8	62.4	67.5	73.5	81.2	89.5	98.8	107.8	115.0	121.3	126.6
-40°	55.0	59.2	63.5	68.4	74.1	80.7	88.6	96.1	101.1	105.0	108.2
-42.5°	52.5	56.1	59.8	63.9	68.4	74.1	80.3	86.5	89.9	92.9	95.2
-45°	50.4	53.2	56.3	59.8	63.7	68.5	73.4	77.8	80.8	83.3	85.2
-47.5°	47.7	50.4	53.1	56.0	59.6	63.6	67.7	71.0	73.6	75.9	77.3
-50°	44.7	47.6	50.1	52.6	55.9	59.3	62.6	65.3	67.8	70.0	71.2
-52.5°	41.6	44.7	47.3	49.8	52.6	55.5	58.4	60.8	63.0	65.1	66.0
-55°	39.4	42.2	44.9	47.2	49.6	51.9	54.3	56.7	58.9	60.9	61.5
-57.5°	37.0	39.9	42.5	44.6	46.7	48.8	51.0	53.2	55.3	57.2	57.7
-60°	34.0	37.2	39.5	41.5	43.5	45.6	47.5	49.5	51.5	53.1	53.7
-62.5°	30.3	33.2	35.5	37.6	39.6	41.4	43.2	45.1	46.8	48.1	48.5
-65°	25.9	28.3	30.7	32.8	34.7	36.5	38.2	39.9	41.5	42.7	43.2
-67.5°	22.3	24.1	26.0	27.8	29.8	31.6	33.1	34.6	36.0	37.0	37.6
-70°	18.9	20.5	22.3	24.1	25.8	27.3	28.6	29.8	30.9	31.8	32.4
-72.5°	15.6	17.0	18.5	20.1	21.7	23.0	24.1	25.2	26.2	27.0	27.5
-75°	12.7	13.9	15.1	16.4	17.6	18.7	19.7	20.6	21.5	22.1	22.7
-77.5°	10.0	11.0	12.0	13.0	14.0	14.8	15.5	16.2	16.9	17.4	17.9
-80°	7.4	8.2	9.0	9.8	10.6	11.2	11.7	12.2	12.7	13.0	13.3
-82.5°	5.1	5.6	6.2	6.8	7.3	7.8	8.2	8.6	9.0	9.1	9.2
-85°	3.3	3.5	3.8	4.1	4.5	4.7	4.9	5.1	5.3	5.5	5.7
-87.5°	1.8	1.9	1.9	2.0	2.0	2.2	2.3	2.5	2.7	2.7	2.8
-90°	0.0	0.0	0.0	0.0	0.0	0.0	0.0	0.0	0.0	0.0	0.0



REPORT NUMBER: P626548 (CONVERTED FROM TYPE C PHOTOMETRY)
 CATALOG NUMBER: GFLD-SA1A-730-U-NR-VSR-XX

CANDELA DISTRIBUTION (continued):

	-7.5°	-5°	-2.5°	0°	2.5°	5°	7.5°	10°	12.5°	15°	17.5°
90°	0.0	0.0	0.0	0.0	0.0	0.0	0.0	0.0	0.0	0.0	0.0
87.5°	0.0	0.0	0.0	0.0	0.0	0.0	0.0	0.0	0.0	0.0	0.0
85°	0.0	0.0	0.0	0.0	0.0	0.0	0.0	0.0	0.0	0.0	0.0
82.5°	0.0	0.0	0.0	0.0	0.0	0.0	0.0	0.0	0.0	0.0	0.0
80°	0.0	0.0	0.0	0.0	0.0	0.0	0.0	0.0	0.0	0.0	0.0
77.5°	0.0	0.0	0.0	0.0	0.0	0.0	0.0	0.0	0.0	0.0	0.0
75°	0.0	0.0	0.0	0.0	0.0	0.0	0.0	0.0	0.0	0.0	0.0
72.5°	0.0	0.0	0.0	0.0	0.0	0.0	0.0	0.0	0.0	0.0	0.0
70°	0.0	0.0	0.0	0.0	0.0	0.0	0.0	0.0	0.0	0.0	0.0
67.5°	0.0	0.0	0.0	0.0	0.0	0.0	0.0	0.0	0.0	0.0	0.0
65°	0.0	0.0	0.0	0.0	0.0	0.0	0.0	0.0	0.0	0.1	0.1
62.5°	0.5	0.6	0.6	0.6	0.6	0.6	0.5	0.5	0.4	0.5	0.5
60°	1.9	1.7	1.7	1.7	1.7	1.7	1.9	2.1	2.1	2.4	2.5
57.5°	8.4	9.3	9.6	9.4	9.6	9.3	8.4	7.4	6.4	6.3	6.4
55°	12.2	12.5	12.7	12.7	12.7	12.5	12.2	11.7	11.0	10.3	9.8
52.5°	15.0	14.9	14.9	14.9	14.9	14.9	15.0	14.9	14.6	14.0	12.9
50°	22.6	22.1	22.0	22.1	22.0	22.1	22.6	22.5	21.3	19.2	17.6
47.5°	28.8	29.0	29.2	29.3	29.2	29.0	28.8	28.7	27.6	25.4	23.0
45°	33.6	33.9	34.1	34.2	34.1	33.9	33.6	33.2	31.6	29.3	26.7
42.5°	38.5	38.6	38.5	38.6	38.5	38.6	38.5	38.2	36.4	34.0	31.3
40°	45.5	45.6	45.5	45.3	45.5	45.6	45.5	44.9	43.5	40.5	37.5
37.5°	59.5	59.7	59.0	58.5	59.0	59.7	59.5	58.2	56.1	52.1	48.2
35°	82.3	84.7	85.8	86.1	85.8	84.7	82.3	79.1	75.6	71.7	62.6
32.5°	108.5	111.8	113.4	114.8	113.4	111.8	108.5	104.1	97.8	89.1	77.9
30°	146.0	152.0	154.7	158.5	154.7	152.0	146.0	138.3	126.7	113.0	97.2
27.5°	207.1	217.8	223.7	229.1	223.7	217.8	207.1	194.0	170.9	151.5	125.2
25°	311.7	332.2	345.4	351.7	345.4	332.2	311.7	285.1	248.5	213.6	170.5
22.5°	484.9	522.7	551.8	557.7	551.8	522.7	484.9	427.7	368.7	307.5	241.2
20°	753.8	807.9	851.9	874.0	851.9	807.9	753.8	656.8	556.9	453.1	355.6
17.5°	1249.4	1361.9	1413.3	1421.8	1413.3	1361.9	1249.4	1066.3	912.6	736.5	542.3
15°	1986.8	2177.2	2298.0	2375.9	2298.0	2177.2	1986.8	1674.0	1382.5	1106.6	803.8
12.5°	2828.1	3369.1	3676.9	3794.3	3676.9	3369.1	2828.1	2335.0	1861.2	1445.3	1066.2
10°	3969.9	5243.6	5978.3	6348.0	5978.3	5243.6	3969.9	3163.2	2405.9	1790.4	1286.6
7.5°	5907.8	7875.0	10054.6	11063.0	10054.6	7875.0	5907.8	4038.4	2978.8	2163.4	1533.5
5°	7945.1	12264.3	16055.2	17870.6	16055.2	12264.3	7945.1	5383.1	3587.3	2494.8	1749.7
2.5°	10286.6	16111.4	21497.0	23761.4	21497.0	16111.4	10286.6	6367.0	4037.2	2692.1	1872.0
0°	11187.8	17972.8	23862.7	26085.4	23862.7	17972.8	11187.8	6578.8	4118.4	2762.9	1894.4
-2.5°	10425.9	16393.6	21589.5	24129.1	21589.5	16393.6	10425.9	6342.3	4073.9	2760.3	1912.3
-5°	8283.9	12331.9	16179.9	18249.4	16179.9	12331.9	8283.9	5582.0	3723.5	2593.7	1812.2
-7.5°	6079.9	8283.6	10420.6	11167.9	10420.6	8283.6	6079.9	4299.5	3148.5	2290.6	1646.5
-10°	4232.9	5494.8	6327.8	6565.5	6327.8	5494.8	4232.9	3380.7	2598.7	1963.0	1427.6
-12.5°	3138.3	3690.2	4074.3	4141.1	4074.3	3690.2	3138.3	2611.1	2070.7	1624.2	1227.9
-15°	2323.9	2604.5	2802.6	2815.9	2802.6	2604.5	2323.9	2004.8	1643.3	1304.3	986.4
-17.5°	1698.7	1887.2	1987.1	1980.0	1987.1	1887.2	1698.7	1470.5	1256.3	998.2	764.6
-20°	1214.7	1328.3	1408.8	1393.1	1408.8	1328.3	1214.7	1062.7	914.7	733.3	579.1

Classified

Cooper Lighting Solutions Photometric Lab
1121 Highway 74 South
Peachtree City, GA 30269

Scaled Data Report



REPORT NUMBER: P626548 (CONVERTED FROM TYPE C PHOTOMETRY)

CATALOG NUMBER: GFLD-SA1A-730-U-NR-VSR-XX

CANDELA DISTRIBUTION (continued):

	-7.5°	-5°	-2.5°	0°	2.5°	5°	7.5°	10°	12.5°	15°	17.5°
-22.5°	847.0	922.4	969.5	957.4	969.5	922.4	847.0	742.7	640.1	535.9	423.2
-25°	575.5	616.6	639.9	636.1	639.9	616.6	575.5	516.0	445.7	382.3	308.0
-27.5°	392.2	413.9	421.1	420.7	421.1	413.9	392.2	356.0	307.5	275.5	236.4
-30°	272.2	286.8	295.2	289.9	295.2	286.8	272.2	253.4	228.3	207.7	185.1
-32.5°	202.8	211.1	215.9	210.9	215.9	211.1	202.8	192.5	179.2	164.7	149.0
-35°	159.9	164.0	165.7	162.9	165.7	164.0	159.9	153.5	144.9	135.1	124.3
-37.5°	130.4	132.8	133.6	132.0	133.6	132.8	130.4	126.6	121.3	115.0	107.8
-40°	110.5	112.0	112.3	111.0	112.3	112.0	110.5	108.2	105.0	101.1	96.1
-42.5°	96.7	97.6	97.8	97.2	97.8	97.6	96.7	95.2	92.9	89.9	86.5
-45°	86.4	87.1	87.3	86.7	87.3	87.1	86.4	85.2	83.3	80.8	77.8
-47.5°	78.1	78.6	78.7	78.4	78.7	78.6	78.1	77.3	75.9	73.6	71.0
-50°	71.7	72.0	72.0	71.8	72.0	72.0	71.7	71.2	70.0	67.8	65.3
-52.5°	66.4	66.6	66.7	66.8	66.7	66.6	66.4	66.0	65.1	63.0	60.8
-55°	61.9	62.2	62.3	62.4	62.3	62.2	61.9	61.5	60.9	58.9	56.7
-57.5°	58.0	58.3	58.4	58.5	58.4	58.3	58.0	57.7	57.2	55.3	53.2
-60°	54.1	54.4	54.6	54.7	54.6	54.4	54.1	53.7	53.1	51.5	49.5
-62.5°	48.8	48.9	49.0	49.1	49.0	48.9	48.8	48.5	48.1	46.8	45.1
-65°	43.7	44.0	44.1	44.2	44.1	44.0	43.7	43.2	42.7	41.5	39.9
-67.5°	38.0	38.4	38.8	39.2	38.8	38.4	38.0	37.6	37.0	36.0	34.6
-70°	33.0	33.5	33.7	33.7	33.7	33.5	33.0	32.4	31.8	30.9	29.8
-72.5°	28.1	28.5	28.9	29.3	28.9	28.5	28.1	27.5	27.0	26.2	25.2
-75°	23.1	23.6	23.7	23.7	23.7	23.6	23.1	22.7	22.1	21.5	20.6
-77.5°	18.3	18.7	18.8	18.8	18.8	18.7	18.3	17.9	17.4	16.9	16.2
-80°	13.5	13.7	14.1	14.4	14.1	13.7	13.5	13.3	13.0	12.7	12.2
-82.5°	9.3	9.4	9.4	9.4	9.4	9.4	9.3	9.2	9.1	9.0	8.6
-85°	5.9	6.1	6.1	6.1	6.1	6.1	5.9	5.7	5.5	5.3	5.1
-87.5°	2.8	2.8	2.8	2.8	2.8	2.8	2.8	2.8	2.7	2.7	2.5
-90°	0.0	0.0	0.0	0.0	0.0	0.0	0.0	0.0	0.0	0.0	0.0



REPORT NUMBER: P626548 (CONVERTED FROM TYPE C PHOTOMETRY)
 CATALOG NUMBER: GFLD-SA1A-730-U-NR-VSR-XX

CANDELA DISTRIBUTION (continued):

	20°	22.5°	25°	27.5°	30°	32.5°	35°	37.5°	40°	42.5°	45°
90°	0.0	0.0	0.0	0.0	0.0	0.0	0.0	0.0	0.0	0.0	0.0
87.5°	0.0	0.0	0.0	0.0	0.0	0.0	0.0	0.0	0.0	0.0	0.0
85°	0.0	0.0	0.0	0.0	0.0	0.0	0.0	0.0	0.0	0.0	0.0
82.5°	0.0	0.0	0.0	0.0	0.0	0.0	0.0	0.0	0.0	0.0	0.0
80°	0.0	0.0	0.0	0.0	0.0	0.0	0.0	0.0	0.0	0.0	0.0
77.5°	0.0	0.0	0.0	0.0	0.0	0.0	0.0	0.0	0.0	0.0	0.0
75°	0.0	0.0	0.0	0.0	0.0	0.0	0.0	0.0	0.0	0.0	0.0
72.5°	0.0	0.0	0.0	0.0	0.0	0.0	0.0	0.0	0.0	0.0	0.0
70°	0.0	0.0	0.0	0.0	0.0	0.0	0.0	0.0	0.0	0.0	0.0
67.5°	0.0	0.0	0.0	0.0	0.0	0.0	0.0	0.0	0.0	0.0	0.0
65°	0.1	0.1	0.0	0.0	0.0	0.0	0.0	0.0	0.0	0.0	0.2
62.5°	0.6	0.7	0.7	0.6	0.4	0.3	0.3	0.4	0.3	0.1	0.2
60°	2.1	1.3	1.9	2.1	1.8	1.3	1.3	1.2	1.0	0.8	0.6
57.5°	6.8	6.6	5.4	4.7	4.4	3.9	3.2	2.6	2.3	1.9	1.3
55°	9.4	9.0	8.4	7.5	6.4	6.2	5.6	4.8	4.1	3.2	2.6
52.5°	11.5	11.6	11.3	10.2	9.3	8.7	7.9	7.2	6.2	5.4	4.2
50°	16.5	15.9	15.3	14.7	13.3	11.9	10.9	9.8	8.5	7.5	6.5
47.5°	21.1	20.1	19.5	18.7	17.1	15.7	14.1	12.6	10.9	9.3	8.4
45°	25.0	23.6	22.3	21.4	20.0	18.3	17.0	15.4	13.5	11.6	9.9
42.5°	28.9	26.9	25.2	24.2	22.5	20.8	19.3	18.0	16.0	13.9	12.1
40°	34.2	30.1	28.6	28.1	26.5	23.8	22.5	21.1	18.9	16.2	14.5
37.5°	42.9	37.3	34.6	33.2	31.8	28.9	26.5	24.6	22.7	19.5	17.1
35°	55.2	48.7	42.8	39.7	38.0	34.2	30.9	28.4	26.1	23.1	19.9
32.5°	66.0	58.7	51.6	46.2	42.4	38.9	35.2	32.1	29.0	26.0	22.9
30°	81.8	69.5	59.8	52.2	47.3	42.9	39.0	35.3	31.8	28.6	25.5
27.5°	103.2	83.7	70.4	59.8	52.5	47.3	42.8	38.5	34.5	31.0	27.9
25°	134.7	103.5	83.7	69.4	58.7	52.1	47.0	42.0	37.3	33.3	30.7
22.5°	179.9	137.3	104.7	79.8	67.9	59.4	51.9	45.6	40.3	36.8	33.6
20°	257.9	183.8	135.6	103.6	81.8	68.1	57.8	50.4	45.0	40.5	36.5
17.5°	391.0	270.9	175.6	133.4	102.3	81.2	66.3	56.4	49.6	44.3	39.5
15°	554.2	371.8	245.5	171.9	125.3	92.0	74.3	62.4	54.4	48.2	42.5
12.5°	724.2	467.8	303.4	201.1	141.8	103.6	82.6	69.2	59.1	51.0	44.5
10°	871.8	566.5	361.8	235.7	160.5	114.7	89.2	73.6	62.0	53.0	46.1
7.5°	1035.0	667.4	415.5	261.0	175.9	123.5	93.7	76.5	64.3	54.7	47.5
5°	1155.8	744.4	460.9	284.1	187.5	130.3	97.1	78.6	66.2	56.1	48.6
2.5°	1236.9	798.0	489.4	299.9	194.7	135.5	99.9	80.5	67.6	57.4	49.8
0°	1262.2	803.4	511.3	309.8	199.3	140.2	102.1	82.3	68.5	58.5	50.8
-2.5°	1269.9	812.5	509.1	311.9	200.9	142.7	103.1	82.6	69.2	58.9	50.9
-5°	1219.5	788.8	497.7	309.7	199.7	142.7	104.7	83.2	69.6	59.0	50.8
-7.5°	1130.9	737.3	467.8	295.7	193.9	140.4	105.8	84.0	70.0	59.5	51.2
-10°	996.1	654.8	421.4	272.1	184.3	136.1	104.7	83.6	69.7	59.4	51.3
-12.5°	860.5	562.3	361.2	239.2	168.6	128.0	100.8	81.9	68.9	58.9	51.1
-15°	688.4	470.6	316.6	216.6	154.4	119.3	95.8	79.2	67.4	57.8	50.5
-17.5°	552.9	381.8	259.3	185.7	140.7	111.7	91.9	77.0	65.7	56.6	49.7
-20°	425.4	300.7	219.6	163.4	126.7	102.3	86.6	73.8	63.7	55.5	48.9

Classified

Cooper Lighting Solutions Photometric Lab
1121 Highway 74 South
Peachtree City, GA 30269

Scaled Data Report



REPORT NUMBER: P626548 (CONVERTED FROM TYPE C PHOTOMETRY)

CATALOG NUMBER: GFLD-SA1A-730-U-NR-VSR-XX

CANDELA DISTRIBUTION (continued):

	20°	22.5°	25°	27.5°	30°	32.5°	35°	37.5°	40°	42.5°	45°
-22.5°	320.6	243.5	182.2	140.4	113.6	95.0	81.4	70.2	61.2	53.8	48.0
-25°	249.0	194.2	152.4	124.1	102.0	87.0	76.5	67.4	59.3	52.2	46.8
-27.5°	196.9	157.7	130.8	108.8	92.6	81.5	72.5	64.5	57.2	51.0	45.6
-30°	159.5	134.0	113.3	96.8	85.3	76.0	68.7	62.0	55.3	49.4	44.4
-32.5°	130.7	115.0	99.4	87.6	78.0	70.9	65.0	59.3	52.9	47.7	43.0
-35°	111.9	100.5	89.5	80.0	71.9	66.5	61.2	55.9	50.7	45.9	41.5
-37.5°	98.8	89.5	81.2	73.5	67.5	62.4	57.8	53.1	48.4	44.0	40.0
-40°	88.6	80.7	74.1	68.4	63.5	59.2	55.0	50.6	46.5	42.0	38.3
-42.5°	80.3	74.1	68.4	63.9	59.8	56.1	52.5	48.7	44.5	40.3	36.4
-45°	73.4	68.5	63.7	59.8	56.3	53.2	50.4	46.6	42.6	38.4	34.3
-47.5°	67.7	63.6	59.6	56.0	53.1	50.4	47.7	44.3	40.1	36.1	32.8
-50°	62.6	59.3	55.9	52.6	50.1	47.6	44.7	41.2	37.6	34.3	31.1
-52.5°	58.4	55.5	52.6	49.8	47.3	44.7	41.6	38.6	35.5	32.4	29.5
-55°	54.3	51.9	49.6	47.2	44.9	42.2	39.4	36.4	33.3	30.5	27.5
-57.5°	51.0	48.8	46.7	44.6	42.5	39.9	37.0	34.0	30.9	28.0	25.2
-60°	47.5	45.6	43.5	41.5	39.5	37.2	34.0	31.0	28.1	25.4	22.6
-62.5°	43.2	41.4	39.6	37.6	35.5	33.2	30.3	27.5	25.0	22.6	20.2
-65°	38.2	36.5	34.7	32.8	30.7	28.3	25.9	23.8	21.9	19.8	17.7
-67.5°	33.1	31.6	29.8	27.8	26.0	24.1	22.3	20.5	18.7	16.9	15.0
-70°	28.6	27.3	25.8	24.1	22.3	20.5	18.9	17.3	15.6	14.1	12.5
-72.5°	24.1	23.0	21.7	20.1	18.5	17.0	15.6	14.3	13.0	11.7	10.4
-75°	19.7	18.7	17.6	16.4	15.1	13.9	12.7	11.6	10.5	9.4	8.2
-77.5°	15.5	14.8	14.0	13.0	12.0	11.0	10.0	9.1	8.2	7.3	6.5
-80°	11.7	11.2	10.6	9.8	9.0	8.2	7.4	6.8	6.2	5.6	5.0
-82.5°	8.2	7.8	7.3	6.8	6.2	5.6	5.1	4.7	4.3	3.9	3.5
-85°	4.9	4.7	4.5	4.1	3.8	3.5	3.3	3.1	2.8	2.6	2.4
-87.5°	2.3	2.2	2.0	2.0	1.9	1.9	1.8	1.6	1.5	1.3	1.2
-90°	0.0	0.0	0.0	0.0	0.0	0.0	0.0	0.0	0.0	0.0	0.0



REPORT NUMBER: P626548 (CONVERTED FROM TYPE C PHOTOMETRY)
 CATALOG NUMBER: GFLD-SA1A-730-U-NR-VSR-XX

CANDELA DISTRIBUTION (continued):

	47.5°	50°	52.5°	55°	57.5°	60°	62.5°	65°	67.5°	70°	72.5°
90°	0.0	0.0	0.0	0.0	0.0	0.0	0.0	0.0	0.0	0.0	0.0
87.5°	0.0	0.0	0.0	0.0	0.0	0.0	0.0	0.0	0.0	0.0	0.0
85°	0.0	0.0	0.0	0.0	0.0	0.0	0.0	0.0	0.0	0.0	0.0
82.5°	0.0	0.0	0.0	0.0	0.0	0.0	0.0	0.0	0.0	0.0	0.0
80°	0.0	0.0	0.0	0.0	0.0	0.0	0.0	0.0	0.0	0.0	0.0
77.5°	0.0	0.0	0.0	0.0	0.0	0.0	0.0	0.0	0.0	0.0	0.0
75°	0.0	0.0	0.0	0.0	0.0	0.0	0.0	0.0	0.1	0.0	0.0
72.5°	0.0	0.0	0.0	0.0	0.0	0.0	0.0	0.1	0.1	0.1	0.0
70°	0.0	0.0	0.0	0.1	0.1	0.0	0.0	0.1	0.2	0.3	0.2
67.5°	0.0	0.0	0.0	0.1	0.2	0.2	0.0	0.1	0.2	0.4	0.3
65°	0.2	0.1	0.0	0.2	0.3	0.4	0.3	0.2	0.3	0.4	0.5
62.5°	0.4	0.5	0.3	0.2	0.3	0.5	0.6	0.4	0.3	0.4	0.6
60°	0.4	0.5	0.6	0.5	0.4	0.5	0.6	0.5	0.4	0.5	0.6
57.5°	1.0	0.7	0.7	0.6	0.5	0.6	0.6	0.6	0.5	0.5	0.6
55°	1.8	1.4	1.0	0.8	0.7	0.6	0.6	0.6	0.6	0.6	0.6
52.5°	3.2	2.3	1.7	1.2	0.9	0.7	0.7	0.6	0.6	0.6	0.6
50°	5.0	3.6	2.7	1.9	1.2	0.9	0.7	0.7	0.6	0.6	0.6
47.5°	7.3	5.4	3.9	2.8	2.0	1.3	1.0	0.8	0.6	0.6	0.6
45°	9.0	7.5	5.4	3.9	2.8	1.9	1.3	0.9	0.7	0.6	0.6
42.5°	10.7	9.3	7.3	5.0	3.8	2.6	1.7	1.2	0.9	0.6	0.6
40°	12.9	11.1	9.1	6.8	4.9	3.3	2.3	1.6	1.0	0.7	0.7
37.5°	15.1	13.1	10.9	8.5	6.2	4.4	2.9	1.9	1.3	0.9	0.7
35°	17.6	15.2	12.8	10.1	7.7	5.5	3.5	2.4	1.6	1.1	0.8
32.5°	20.1	17.3	14.5	11.8	9.1	6.6	4.4	3.0	2.0	1.3	0.8
30°	22.5	19.2	16.0	13.3	10.4	7.8	5.4	3.6	2.3	1.5	0.9
27.5°	24.7	21.2	17.5	14.7	11.8	9.0	6.5	4.3	2.6	1.8	1.1
25°	27.0	23.2	19.2	15.9	13.0	10.1	7.4	5.0	3.1	2.0	1.3
22.5°	29.6	25.2	20.9	17.0	14.4	11.2	8.4	5.8	3.6	2.3	1.5
20°	32.5	27.2	22.5	18.6	15.6	12.4	9.3	6.6	4.2	2.5	1.6
17.5°	35.3	29.3	24.6	20.4	16.8	13.5	10.2	7.3	4.7	2.7	1.8
15°	37.3	31.5	26.4	22.0	18.1	14.4	11.0	7.9	5.3	2.9	2.0
12.5°	39.0	33.4	28.0	23.6	19.3	15.3	11.8	8.5	5.8	3.2	2.1
10°	40.4	34.9	29.4	25.0	20.5	16.1	12.6	9.0	6.3	3.6	2.3
7.5°	41.7	36.2	30.6	26.3	21.6	17.0	13.1	9.5	6.8	4.0	2.4
5°	42.8	37.3	31.6	27.1	22.6	17.8	13.7	9.9	7.1	4.3	2.6
2.5°	43.6	38.4	32.4	27.7	23.5	18.6	14.1	10.2	7.4	4.7	2.7
0°	44.2	39.2	33.1	28.2	24.3	19.3	14.4	10.5	7.7	5.0	2.8
-2.5°	44.6	39.4	33.9	28.7	24.8	19.9	15.1	10.8	7.9	5.3	3.0
-5°	44.8	39.4	34.4	29.1	25.1	20.3	15.6	11.1	8.1	5.5	3.1
-7.5°	45.0	39.5	34.7	29.4	25.4	20.7	16.0	11.3	8.2	5.7	3.3
-10°	45.1	39.7	34.8	29.8	25.5	21.0	16.3	11.5	8.3	5.8	3.4
-12.5°	45.0	39.7	34.8	30.0	25.6	21.1	16.4	11.7	8.4	5.9	3.5
-15°	44.6	39.4	34.7	30.0	25.6	21.2	16.5	11.9	8.5	5.9	3.6
-17.5°	44.0	38.9	34.6	29.8	25.5	21.2	16.4	12.0	8.6	5.9	3.6
-20°	43.5	38.5	34.4	29.4	25.3	21.0	16.3	12.0	8.6	5.8	3.7

Classified

Cooper Lighting Solutions Photometric Lab
1121 Highway 74 South
Peachtree City, GA 30269

Scaled Data Report



REPORT NUMBER: P626548 (CONVERTED FROM TYPE C PHOTOMETRY)

CATALOG NUMBER: GFLD-SA1A-730-U-NR-VSR-XX

CANDELA DISTRIBUTION (continued):

	47.5°	50°	52.5°	55°	57.5°	60°	62.5°	65°	67.5°	70°	72.5°
-22.5°	42.8	38.2	33.8	29.0	25.0	20.8	16.1	11.8	8.5	5.7	3.8
-25°	41.9	37.6	33.1	28.7	24.7	20.5	15.8	11.6	8.3	5.5	3.8
-27.5°	41.0	36.7	32.4	28.3	24.2	20.0	15.5	11.4	8.1	5.3	3.8
-30°	39.9	35.8	31.7	27.7	23.5	19.3	15.0	11.0	7.8	5.2	3.7
-32.5°	38.7	34.9	31.0	26.8	22.7	18.6	14.3	10.5	7.4	5.1	3.7
-35°	37.6	33.9	30.1	25.7	21.8	17.8	13.7	9.8	7.0	5.0	3.6
-37.5°	36.2	32.6	28.7	24.6	20.8	16.9	13.1	9.4	6.6	4.9	3.6
-40°	34.7	31.1	27.1	23.4	19.8	16.0	12.4	9.0	6.3	4.7	3.5
-42.5°	32.9	29.4	25.8	22.3	18.7	15.2	11.7	8.6	6.2	4.6	3.4
-45°	31.2	27.8	24.6	21.1	17.6	14.3	11.1	8.1	6.0	4.4	3.3
-47.5°	29.5	26.5	23.2	19.8	16.7	13.5	10.4	7.8	5.7	4.3	3.2
-50°	28.1	25.0	21.8	18.5	15.6	12.6	9.7	7.4	5.5	4.1	3.0
-52.5°	26.5	23.4	20.2	17.1	14.4	11.7	9.1	6.9	5.2	3.9	2.9
-55°	24.5	21.4	18.4	15.7	13.2	10.8	8.4	6.4	4.8	3.7	2.7
-57.5°	22.2	19.3	16.8	14.4	12.0	9.7	7.7	5.9	4.5	3.4	2.5
-60°	19.9	17.5	15.2	12.9	10.6	8.7	6.8	5.3	4.1	3.1	2.2
-62.5°	17.9	15.7	13.4	11.2	9.3	7.5	5.9	4.8	3.7	2.8	2.0
-65°	15.5	13.5	11.4	9.7	8.0	6.5	5.3	4.2	3.3	2.5	1.8
-67.5°	13.0	11.4	9.7	8.1	6.8	5.7	4.6	3.7	2.9	2.1	1.6
-70°	11.0	9.4	8.1	6.9	5.9	4.9	4.0	3.2	2.4	1.9	1.4
-72.5°	9.1	7.9	6.8	5.8	4.9	4.1	3.3	2.6	2.1	1.6	1.3
-75°	7.2	6.4	5.5	4.7	3.9	3.2	2.7	2.2	1.8	1.4	1.1
-77.5°	5.8	5.0	4.3	3.7	3.2	2.7	2.2	1.8	1.5	1.2	1.0
-80°	4.5	3.9	3.5	3.1	2.6	2.2	1.8	1.5	1.3	1.0	0.8
-82.5°	3.2	2.9	2.7	2.5	2.1	1.8	1.5	1.2	1.0	0.9	0.6
-85°	2.2	2.1	2.0	1.9	1.6	1.4	1.1	0.9	0.7	0.6	0.4
-87.5°	1.1	1.1	1.0	1.0	0.8	0.7	0.6	0.5	0.4	0.3	0.2
-90°	0.0	0.0	0.0	0.0	0.0	0.0	0.0	0.0	0.0	0.0	0.0

Classified

Cooper Lighting Solutions Photometric Lab
1121 Highway 74 South
Peachtree City, GA 30269

Scaled Data Report



REPORT NUMBER: P626548 (CONVERTED FROM TYPE C PHOTOMETRY)

CATALOG NUMBER: GFLD-SA1A-730-U-NR-VSR-XX

CANDELA DISTRIBUTION (continued):

	75°	77.5°	80°	82.5°	85°	87.5°	90°
90°	0.0	0.0	0.0	0.0	0.0	0.0	0.0
87.5°	0.0	0.0	0.0	0.0	0.0	0.0	0.0
85°	0.0	0.0	0.0	0.0	0.0	0.0	0.0
82.5°	0.0	0.0	0.0	0.0	0.0	0.0	0.0
80°	0.0	0.0	0.0	0.0	0.0	0.1	0.0
77.5°	0.0	0.0	0.0	0.0	0.0	0.1	0.0
75°	0.0	0.0	0.0	0.0	0.0	0.1	0.0
72.5°	0.0	0.1	0.1	0.0	0.0	0.1	0.0
70°	0.1	0.1	0.1	0.0	0.0	0.1	0.0
67.5°	0.2	0.2	0.2	0.1	0.0	0.1	0.0
65°	0.3	0.3	0.2	0.1	0.0	0.1	0.0
62.5°	0.5	0.3	0.3	0.2	0.1	0.2	0.0
60°	0.6	0.4	0.4	0.3	0.1	0.2	0.0
57.5°	0.6	0.5	0.4	0.3	0.1	0.2	0.0
55°	0.6	0.6	0.5	0.4	0.2	0.2	0.0
52.5°	0.6	0.6	0.5	0.4	0.2	0.2	0.0
50°	0.6	0.6	0.5	0.5	0.3	0.2	0.0
47.5°	0.6	0.6	0.6	0.6	0.3	0.3	0.0
45°	0.6	0.6	0.6	0.6	0.4	0.3	0.0
42.5°	0.6	0.6	0.6	0.6	0.4	0.3	0.0
40°	0.6	0.6	0.6	0.6	0.4	0.3	0.0
37.5°	0.6	0.6	0.6	0.6	0.4	0.3	0.0
35°	0.6	0.6	0.6	0.6	0.5	0.4	0.0
32.5°	0.6	0.6	0.6	0.6	0.5	0.4	0.0
30°	0.7	0.6	0.6	0.6	0.5	0.4	0.0
27.5°	0.7	0.6	0.6	0.6	0.5	0.4	0.0
25°	0.8	0.6	0.6	0.6	0.6	0.4	0.0
22.5°	0.8	0.6	0.6	0.6	0.6	0.4	0.0
20°	0.9	0.6	0.6	0.6	0.6	0.5	0.0
17.5°	1.0	0.7	0.6	0.6	0.6	0.5	0.0
15°	1.1	0.7	0.6	0.6	0.6	0.5	0.0
12.5°	1.2	0.8	0.6	0.6	0.6	0.5	0.0
10°	1.3	0.9	0.6	0.6	0.6	0.5	0.0
7.5°	1.4	0.9	0.6	0.6	0.6	0.6	0.0
5°	1.5	1.0	0.6	0.6	0.6	0.6	0.0
2.5°	1.6	1.0	0.6	0.6	0.6	0.6	0.0
0°	1.7	1.1	0.6	0.6	0.6	0.6	0.0
-2.5°	1.8	1.2	0.6	0.6	0.6	0.6	0.0
-5°	2.0	1.2	0.7	0.6	0.6	0.6	0.0
-7.5°	2.1	1.3	0.7	0.6	0.6	0.6	0.0
-10°	2.2	1.3	0.8	0.6	0.6	0.6	0.0
-12.5°	2.3	1.4	0.8	0.6	0.6	0.6	0.0
-15°	2.4	1.4	0.8	0.6	0.6	0.6	0.0
-17.5°	2.4	1.4	0.8	0.6	0.6	0.6	0.0
-20°	2.4	1.4	0.9	0.6	0.6	0.6	0.0

Classified

Cooper Lighting Solutions Photometric Lab
1121 Highway 74 South
Peachtree City, GA 30269

Scaled Data Report



REPORT NUMBER: P626548 (CONVERTED FROM TYPE C PHOTOMETRY)

CATALOG NUMBER: GFLD-SA1A-730-U-NR-VSR-XX

CANDELA DISTRIBUTION (continued):

	75°	77.5°	80°	82.5°	85°	87.5°	90°
-22.5°	2.5	1.5	0.9	0.6	0.6	0.6	0.0
-25°	2.5	1.5	0.9	0.6	0.6	0.5	0.0
-27.5°	2.5	1.5	0.9	0.6	0.6	0.5	0.0
-30°	2.5	1.5	0.8	0.6	0.6	0.5	0.0
-32.5°	2.5	1.5	0.8	0.6	0.6	0.5	0.0
-35°	2.4	1.5	0.8	0.6	0.6	0.5	0.0
-37.5°	2.4	1.5	0.8	0.6	0.6	0.5	0.0
-40°	2.4	1.5	0.8	0.6	0.6	0.5	0.0
-42.5°	2.3	1.5	0.8	0.6	0.6	0.4	0.0
-45°	2.3	1.4	0.8	0.6	0.6	0.4	0.0
-47.5°	2.2	1.3	0.8	0.6	0.6	0.4	0.0
-50°	2.1	1.3	0.8	0.6	0.6	0.4	0.0
-52.5°	1.9	1.2	0.8	0.6	0.6	0.4	0.0
-55°	1.8	1.1	0.8	0.6	0.6	0.3	0.0
-57.5°	1.6	1.1	0.8	0.6	0.6	0.3	0.0
-60°	1.5	1.1	0.8	0.6	0.6	0.3	0.0
-62.5°	1.4	1.0	0.8	0.6	0.6	0.3	0.0
-65°	1.3	1.0	0.7	0.6	0.5	0.3	0.0
-67.5°	1.2	0.9	0.7	0.6	0.5	0.2	0.0
-70°	1.1	0.8	0.7	0.6	0.4	0.2	0.0
-72.5°	1.0	0.8	0.6	0.5	0.4	0.2	0.0
-75°	0.9	0.7	0.6	0.5	0.3	0.2	0.0
-77.5°	0.7	0.6	0.5	0.4	0.3	0.1	0.0
-80°	0.6	0.5	0.4	0.3	0.2	0.1	0.0
-82.5°	0.5	0.4	0.3	0.2	0.2	0.1	0.0
-85°	0.3	0.3	0.2	0.2	0.1	0.1	0.0
-87.5°	0.2	0.1	0.1	0.1	0.1	0.0	0.0
-90°	0.0	0.0	0.0	0.0	0.0	0.0	0.0

(END OF REPORT)